

In-Person | Virtual

WINTER WORKSHOPS 2024



morgan art of papermaking
conservatory & educational foundation

www.MorganConservatory.org

Our History





The **Morgan Conservatory** is the largest arts center in the United States dedicated to every facet of papermaking, book arts, and letterpress printing and to cultivating the talents of established and emerging artists. An international destination that is free and open to the public, The Morgan Conservatory is a working studio, gallery, gathering place for the community, educational hub, and purveyor of some of the finest handmade papers in the world.

Since opening to the public in 2008, The Morgan Art of Papermaking Conservatory and Educational Foundation has been a rising star in the Cleveland arts community and the papermaking world. The Morgan Conservatory's 15,000-square-foot converted industrial space is home to professional and aspiring artists dedicated to the ancient art of papermaking, book arts, and letterpress printing. The Morgan has been transformed into an art facility with studios, an 85' double-wall gallery, a space for community events, and a unique kozo garden that was established to sustainably grow fiber for Eastern papers.

Our Mission and Vision

The Morgan Conservatory remains committed to cultivating the talents of students, mentors, and members to learn, educate, and create. The arts not only inspire, they connect us to our neighbors and help us build a more vibrant community. The Morgan pursues its educational and charitable purposes by serving the greater community locally, nationally, and internationally with sustainable practices in an innovative, green environment.

IN-PERSON WORKSHOPS

 Papermaking	4-5
 Book Arts	6
 Printmaking	7
 Mixed Technique	8-9

VIRTUAL WORKSHOPS

 Book Arts	10
 Mixed Technique	11

On the Cover: *Journey* by Jacqueline Mallegni
Flax fiber paper, monoprint on kozo paper, linen thread

About the 2024 Winter Workshop Season

The Morgan Art of Papermaking Conservatory and Educational Foundation is thrilled to announce the winter season workshops for 2024. This winter, we will host a hybrid workshop season that incorporates in-person and virtual workshops. We strive to preserve traditional practices in hand papermaking, letterpress printing, and the art of the book, while cultivating contemporary artwork made within these disciplines. Our workshops provide the opportunity to learn craft traditions and creative techniques developed by practicing artists in an environment that fosters creativity. As always, our workshops are open to all skill levels, from beginners to professionals. We look forward to opening our doors and Zoom screens to you this winter as we create art together!

Introductory Level Workshops

This season, we are pleased to announce a new series of workshops specifically for those who are new to the fields of hand papermaking, letterpress printing, and the art of the book. These workshops focus on building knowledge and introductory skills within each of The Morgan's studio areas. Though very few of our workshops require prior experience, we know that it can be helpful to dip your toes into the (pulpy) water before taking a deep dive into more advanced techniques. Look for the "Intro" workshops as a great way to start or continue your learning journey at The Morgan Art of Papermaking Conservatory and Educational Foundation.

Workshop Registration

You can register for a workshop online at www.morganconservatory.com/s/shop or by calling us at 216.361.9255.

Scholarships are available through the Morgan Equitable Artist Fund.

Learn more by visiting www.morganconservatory.org/equitable-artist-fund

Interested in becoming a member of The Morgan? Annual Membership includes early workshop registration, 10% discount in our store and on workshops, open studio opportunities, and more!

Please visit our website for more information:

www.morganconservatory.org/membership





Intro to Western Papermaking

PART I


Taught by Ryan Cermak

January 13 | 10:00-4:00 | \$85

Registration Deadline: January 6

During this introductory workshop, participants will be introduced to Western hand papermaking's history and basics, from processing fibers in the beater to drying and cleaning up in the studio. Participants will look at different types of fiber, discuss their physical properties and how to process them, and learn about the types of paper they produce. Through hands-on demonstrations, participants will learn the equipment and tools of the studio and how to achieve consistent sheet formation making paper from cotton, abaca, and flax fibers.

No prior experience required!



Intro to Western Papermaking

PART II

Taught by Ryan Cermak

February 10 | 10:00-4:00 | \$100

Registration Deadline: February 3

During Part II of this introductory workshop series, participants will continue their education in Western hand papermaking, learning the processes of inclusions and pulp painting with handmade paper. Participants are encouraged to bring items to incorporate as inclusions, a wet collage technique, while working with cotton, translucent abaca, and flax fibers. From start to finish, participants will also learn how to mix pigmented pulp to make unique colors and designs, with the final result being beautiful handmade paper.

No prior experience required!

Japanese Papermaking

Taught by Michaëlle Marschall

February 24-25 | 10:00-4:00 | \$220

Registration Deadline: February 17

Japanese papermaking is an ancient art that is more than 1,300 years old. In this two-day workshop, participants will learn how to create beautiful sheets of washi and will be introduced to traditional and nontraditional processes of making Japanese paper from start to finish. Using kozo grown in The Morgan's garden, participants will learn how to scrape the bark, cook, and beat the fibers to form strong, translucent sheets of paper. No prior experience required!





Intro to Bookbinding

PART I

Taught by R. E. Anderson

February 17 | 10:00-4:00 | \$75

Registration Deadline: February 10

During this introductory workshop, participants will learn about bookbinding's history, terminology, and tools of the trade before learning how to create a basic accordion fold and pamphlet stitch. Building from those forms, participants will explore more complex models (including Coptic stitch) and incorporating soft and hard covers. Participants will expand on and experiment with their newfound skills by making a book of choice during the workshop. No prior experience required!



Intro to Bookbinding

PART II

Taught by R. E. Anderson

March 16 | 10:00-4:00 | \$75

Registration Deadline: March 9

Building on skills learned in Intro to Bookbinding, Part I, participants will delve more deeply into the trade's history, terminology, and tools. By focusing on more complex forms (Archival Long Stitch, sewing onto cords, long stitch-kettle stitch, and top stitch), participants will gain hands-on experience with tools; including the sewing cradle, PVA/ wheat paste, and nipping press. Participants will then make personalized journals using the form/stitch of their choice. No prior experience required!



Intro to Letterpress

Taught by R. E. Anderson

January 20 | 10:00-4:00 | \$75
Registration Deadline: January 13

Learn all about letterpress in this one-day introductory workshop that covers everything from the history of the printing press, terminology, woodblock and metal type collections, different presses at The Morgan, tools of the trade, and general press and studio upkeep. Utilizing what is learned during the workshop, participants will design a poster, set and lock-up type in one of our Vandercook presses, and pull prints of their poster to take home. No prior experience required!



Design and Print a Repeating Pattern

Taught by Meryl Engler

March 10 | 10:00-4:00 | \$150
Registration Deadline: March 3

In this workshop, participants will use the grid method to design a repeating pattern to be carved on a 6"x4" speedy carve (or linoleum) block, creating a stamp. Participants will be taught different carving techniques and will learn how to achieve other marks and effects with carving. Once the stamp is finished, participants can start printing on paper, carefully lining up the stamp each time so that the pattern matches. This printing method is a great way to make a repeating pattern for artwork, fabric, wallpaper, and more! No prior experience required!




Letterpress Possibilities: Pressure Printing & Moveable Type

Taught by Wendy Partridge

March 23-24 | 10:00-4:00 | \$150
Registration Deadline: March 16

This workshop will explore The Morgan's flat-bed cylinder presses and collection of large wood and metal type. Participants will make pieces with handset type and by pressure printing imagery, a technique used to create textural effects. The workshop provides a comprehensive introduction to setting type by hand, learning alternative processes, and operating Vandercooks. No prior experience required!





Wild Crafting Paper Dye: Black Walnut

Taught by Anna Chapman

January 6-7 | 10:00-4:00 | \$200

Registration Deadline: December 23, 2023

In this workshop, participants will learn how to wild-craft inks and dyes using local natural materials. Black walnut husks will be provided for the class to create a large batch of ink that will be used as a dye bath. Participants (who will be provided paper from The Morgan) are also encouraged to bring in their own paper. At the end of the workshop, participants will leave with an 8 oz jar of Black Walnut Ink and resources to help them continue on their own. No prior experience required!



Intro to Marbling

Taught by Ryan Cermak

February 3 | 10:00-4:00 | \$100

Registration Deadline: January 27

This one-day workshop will cover paper marbling at an introductory level. Participants will be involved in all steps of the process, including reviewing the history of marbling, learning about the tools of the trade, and preparing the carrageenan. The workshop will include demonstrations of how to create several different traditional marbling patterns before participants explore and utilize the skills they learned. At the end of the workshop, participants will have marbled paper to take home. No prior experience required!



Exploring Encaustics

Taught by Michaelle Marschall

March 2-3 | 10:00-4:00 | \$200

Registration Deadline: February 24

During this two-day workshop, participants will be introduced to tools used in encaustics and a wide variety of basic techniques; including building layers of pigmented wax, fusing, embedding, and collaging objects. Participants are encouraged to bring (as inclusions) personal items from home and/or drawn or printed imagery as source materials to be used when creating luminous paintings on the prepared board provided by The Morgan. No prior experience required!

Off the Grid! Exploring Traditional and Non-traditional Spinning and Weaving Methods Using Paper

Taught by Julie McLaughlin and Paula Damm

March 9-10 | 10:00-4:00 | \$250
Registration Deadline: February 24

In this two-day workshop, participants will be encouraged to go off the grid, think outside the box, and discover the amazing process of spinning paper into thread. Class participants will learn different ways to prep paper for spinning, methods of spinning, and the challenges faced when dealing with this process. Day two will continue with exploring ways spun paper can be used as an enhancement to creativity, with an emphasis on weaving on and off a loom. No prior experience required!



Transformation and Storytelling

Taught by e. ainsley

April 13 | 10:00-4:00 | \$200
Registration Deadline: March 30

In this workshop, participants use quick-cure silicone putty to make a mold of a cherished object. After it cures, participants pack paper pulp into molds to infuse the new sculpture with deeper meaning. Bring articles, journal pages, photos, and documents to turn into pulp for added meaning and history. Each participant will leave with a paper replica of the original object as well as a silicone mold for future use. No prior experience required!




Image by e. ainsley
Original item, frame
molding, and paper replica
from Transformation
and Storytelling



Mechanical Spine Binding

Taught by Maria Carolina Ceballos

January 9 | 5:00-8:00 pm EST | \$75

Registration Deadline: January 2

Experiment with a playful approach to making new narratives with found materials and existing prints during this virtual workshop! Learn to organize found materials and discover strategies for working with spontaneity and the chance to build a compelling narrative. Participants will learn Japanese stab binding, pamphlet stitch, and diagonal pocket book. Each structure's unique narrative possibilities will be discussed. During class, time will be set aside for group discussion on troubleshooting and decision-making for individual book projects.

No prior experience required!



Mechanical Spine Binding by Maria Carolina Ceballos

Shaping Space with Flax Paper

Taught by Jacqueline Mallegni

January 16 | 5:00-8:00 pm EST | \$75

Registration Deadline: January 9

This is a unique papermaking technique and process-oriented workshop. We will transform flax roving into beautifully textured paper and then will “shape space” by creating an ethereal sculpture. Flax fiber paper can be combined with book art techniques, and it can be used as a substrate for stitching and mark-making with inks and stains. The class is designed to make friends with our inner critic and to have fun. No prior experience required!



From Studio to Gallery: Matting, Mounting and Framing Works on Paper

Taught by Celeste Stauber

February 6 & 13 | 5:00-8:00 pm EST | \$125

Registration Deadline: January 30

In this two-session virtual workshop, participants will learn archival techniques on how to mount and frame works on paper. All common aspects of framing works will be covered in this workshop, including how to choose the correct materials, mounting methods for your artwork, the process of measuring and mounting work to archival matboard, and which type of frame and framing hardware is appropriate for the artwork. There will be demonstrations on The Morgan's ProMat Cutter, how to assemble a metal frame, and how to add spacers to metal or wood frames. No prior experience required!



Interested in becoming a member of The Morgan?

Annual Membership includes early workshop registration, 10% discount in our store and on workshops, open studio opportunities, and more!

Please see our website for more information.

MorganConservatory.org

Connect with us!
216.361.9255



morgan art of papermaking
conservatory & educational foundation

1754 East 47th Street, Cleveland, OH 44103