



In-Person + Virtual

WINTER WORKSHOPS 2026



morgan art of papermaking
conservatory & educational foundation

www.MorganConservatory.org

Our History

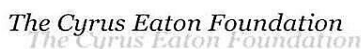
The Morgan Art of Papermaking Conservatory and Educational Foundation is the largest arts center in the United States, dedicated to every facet of papermaking, book arts, and letterpress printing as well as to cultivating the talents of established and emerging artists. An international destination that is free and open to the public, the Morgan Conservatory is a working studio, gallery, gathering place for the community, educational hub, and purveyor of some of the finest handmade papers in the world.

Since opening to the public in 2008, the Morgan has been a rising star in the Cleveland arts community and the papermaking world. The Morgan's 15,000-square-foot converted industrial space is home to professional and aspiring artists who are dedicated to the ancient art of papermaking, book arts, and letterpress printing. The Morgan has been transformed into an art facility with studios, an 85' double-wall gallery, a space for community events, and a unique kozo garden that was established to sustainably grow fiber for Eastern papers.

Our Mission & Vision

The Morgan Conservatory is dedicated to preserving and advancing excellence in every facet of hand papermaking, letterpress printing, and book arts for all.

The Morgan Conservatory pursues its educational and charitable purposes by serving the greater community locally, nationally, and internationally with sustainable practices in an innovative green environment. A professional paper mill, book arts center, artist residency program, gallery, and fiber garden, the Morgan Conservatory strives to set the standard for the integration of sustainable environments and working methods into the papermaking and book arts practices.



On the Cover: Paper Piecing by Katharine DeLamater

Morgan Equitable Artist Fund

The Morgan Equitable Artist Fund, made possible by the generosity of our community and seed funding from The Cyrus Eaton Foundation, provides full scholarships to aspiring, emerging, and established artists for papermaking, bookbinding, and printmaking workshops. The Fund was designed to expand creative programming for underrepresented artists, further encourage paper and book arts locally, and reflect the diversity of our community. Scholarships are available for in-person as well as virtual workshops.

Apply for a Morgan Equitable Artist Fund scholarship on our website:
<https://www.morganconservatory.org/equitable-artist-fund>

Workshop Registration





Each of our workshops is developed by teaching artists to provide opportunities to learn craft traditions and techniques in an environment that fosters creativity and supports participants who want to learn new or advance existing skill sets.

Register for workshops online at www.morganconservatory.com/s/shop or call us at 216.361.9255


Interested in becoming a Morgan Member?


Annual membership entitles you to early workshop registration, a 10% discount on workshops and products in our store, open studio opportunities, and more! For more information, see [page 19](#) or visit our website: www.morganconservatory.org/membership

IN-PERSON WORKSHOPS

	Papermaking	6-8
	Printmaking	9-10
	Book Arts	11-12
	Mixed Technique	13-14

VIRTUAL WORKSHOPS

	Book Arts & Printmaking	15
---	-------------------------	----



Above: Pulp Painting at Community Day

Winter Season

The Morgan Conservatory is excited to announce our 2026 Winter Workshops! From hand papermaking and letterpress to book arts and beyond, our workshops celebrate tradition while embracing fresh, contemporary approaches. Bring your curiosity and creativity, and join us this winter to make something extraordinary!

Introductory Level Workshops

Intro Level Workshops are a great way to start or continue your learning journey at the Morgan. Designed specifically for those who are new to the fields of hand papermaking, letterpress printing, and the art of the book, these workshops focus on building knowledge and introductory skills within the Morgan's studio areas. Although very few of our workshops require prior experience, we know it can be helpful to dip your toes into the (pulpy) water before diving deep into more advanced techniques.

A Letter From Our Executive Director - Nicole Donnelly

Dear friends, members, and fellow artists of the Morgan,

Welcome to our **Winter 2026 workshop season** at the Morgan Art of Papermaking Conservatory and Educational Foundation. As the new year unfolds, we are excited to offer a line-up of workshops designed to inspire creativity and connection for artists of every level, from beginners to seasoned practitioners.

In the past year, we have been working hard to make our studios brighter and more welcoming, and we hope you find the Morgan a cozier space to practice and learn this season. We also extend our heartfelt thanks to all who generously supported the demolition of two buildings beside the Morgan Conservatory to transform the site into our future **Native Plant & Rain Garden**—a place that will not only beautify our grounds but also serve as an ecological, sustainable, and inspiring extension of our mission. Your donations helped turn a long-held dream into a tangible step forward for our community and neighborhood.

We are also proud to celebrate the work of **NEA-supported artists** who brought their projects to life at the Morgan in 2025. Their efforts have enriched our community, demonstrated the importance of artistic exchange, and affirmed the Morgan's role as a hub for innovation in the book and paper arts. It also serves as the launching point for our Professional Papermaker Training program which will begin later this year.

As always, we remain deeply committed to expanding access to the arts in Northeast Ohio. Through the **Morgan Equitable Artist Fund**, we continue to provide scholarships to artists from underrepresented backgrounds, offering opportunities to advance their artistic practice, gain exposure, and expand their creative voice. None of this would be possible without the support of our members, donors, and friends. Your contributions—whether through membership, donations, or participation—make a direct impact on the Morgan and the artists we serve.

I would like to gratefully acknowledge the support of **The Cleveland Foundation, Cuyahoga Arts & Culture, The Cyrus Eaton Foundation, The Char and Chuck Fowler Family Foundation, The George Gund Foundation, the National Endowment for the Arts, the Ohio Arts Council, the Windgate Foundation**, and the many donors whose generosity makes our programming possible and is vital now more so than ever.

This winter promises a season of reflection, inspiration, and growth. We warmly invite you to join us—in the studio, in our exhibitions, and in the many ways we gather as a community of makers. Together, we ensure the Morgan Conservatory remains an inclusive and thriving space for creativity to flourish.

With gratitude,
Nicole Donnelly
Executive Director

P.S. Many workshops fill quickly—**register online** at www.morganconservatory.com/s/shop or call 216.361.9255 today!



Intro to Western Papermaking

Taught by Ryan Cermak

January 31 | 10:00-4:00 | \$100

During this introductory workshop, participants will be introduced to Western hand papermaking's history and basics, from processing fibers in the beater to drying and cleaning up in the studio. Participants will look at different types of fiber, discuss their physical properties and how to process them, and learn about the types of paper they produce. Through hands-on demonstrations, participants will learn about the equipment and tools of the studio, how to achieve consistent sheet formation (from cotton, abaca, and flax fibers), and how to work with inclusions and pulp painting.

Registration Deadline: 1/16/26



Escaping the Mould

Taught by Mia Bown-Seguin

February 21 & 22 | 10:00-4:00 | \$300

Get funky with sculptural handmade paper! This workshop explores abaca and cotton fibers through laminate and pulp casting techniques. Participants will create silicone moulds from found objects and apply soft sculpture methods to build form and texture. By combining traditional papermaking with experimental processes, participants will push the medium beyond the flat sheet into bold, dimensional works. This class invites you to play, experiment, and reimagine what handmade paper can become and is perfect for all levels.

Registration Deadline: 2/6/26

Layered Memory: Collage & Papermaking with Personal Archives

Taught by Nazanin Noroozi


February 28 & March 1 | 10:00-4:00 | \$300

In this workshop, participants will uncover the narrative power of handmade paper while exploring personal memory and archives. Students will learn pulp painting, stenciling, embedding, and collage techniques to transform their own ephemera—such as photographs, textiles, and past artworks—into layered, expressive compositions. No papermaking experience is required.

Registration Deadline: 2/13/26



Above: Western Papermaking Demo at Community Day



Japanese Papermaking

Taught by Ryan Cermak

March 7 & 8 | 10:00-4:00 | \$250

Japanese papermaking is an ancient art that is more than 1,300 years old. In this two-day workshop, participants will learn how to create beautiful sheets of washi and will be introduced to traditional and nontraditional processes of making Japanese paper from start to finish. Using kozo grown in the Morgan's garden, participants will learn how to scrape the bark, cook, and beat the fibers to form strong, translucent sheets of paper.

Registration Deadline: 2/20/26



Paper Piecing: Textile Aesthetics in Handmade Paper

Taught by Katharine DeLamater

March 21 & 22 | 10:00-4:00 | \$300

In this workshop, participants will explore Western-style sheet formation to create luminous, translucent papers inspired by textile and fiber arts. Demonstrations will cover simple sheet forming as well as techniques for embedding fabric scraps, prints, and writings to create delicate, sheer layers once dry. Participants will also experiment with pulp painting through stencils to introduce bold graphic imagery. The combination of translucency and texture offers a unique opportunity to merge personal expression with the tactile beauty of handmade paper.

See catalog cover art.*

Registration Deadline: 3/6/26

Power of the Print & Press

Taught by Emily Tamulewicz

January 24 & 25 | 10:00-4:00 | \$200

In this two-day workshop, participants will delve into the foundations of lino-cut printmaking and letterpress, exploring how image and text converge to amplify ideas. Looking to historical broadsides for inspiration, participants will carve linoleum blocks and set type, merging word and image into bold visual statements. Working on the Vandercook presses, they will create a small edition of prints that echo the enduring power of the printed page—as a medium for expression, for community, and for making voices heard.

Registration Deadline: 1/3/26



Intro to Letterpress


Taught by R.E.Anderson

February 8 | 10:00-4:00 | \$95

Learn all about letterpress in this one-day introductory workshop that covers everything from the history of the printing press, terminology, woodblock and metal type collections, different presses at the Morgan, tools of the trade, and general press and studio upkeep. Utilizing what is learned during the workshop, participants will design a poster, set and lock-up type in one of our Vandercook presses, and pull prints of their poster to take home.

Registration Deadline: 1/23/26





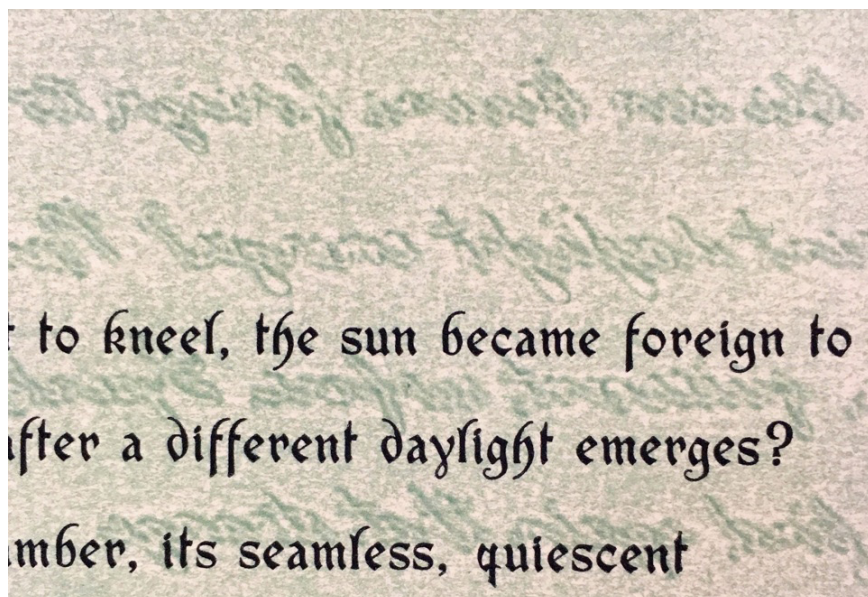
Pressure Printing

Taught by Wendy Partridge

February 21 | 10:00-4:00 | \$125

Pressure printing is an experimental letterpress technique used to create textural prints. This workshop provides a wonderful introduction to the Morgan's Vandercook presses, the workhorses of letterpress printing. Pressure Printing is an easy, no fuss way to print textural elements and other materials, producing atmospheric prints. The results are like monoprints, but the process is even faster. You can easily repeat your image or produce playful variations.

Registration Deadline: 2/6/26



Above: Detail from Pressure Printing with Wendy Partridge


Intro to Bookbinding, part I

Taught by R.E.Anderson

January 11 | 10:00-4:00 | \$75

During this introductory workshop, participants will learn about bookbinding's history, terminology, and tools of the trade before learning how to create a basic accordion fold and pamphlet stitch. Building from those forms, participants will explore more complex models that incorporate soft- and semi-hard covers. Participants will expand on and experiment with their newfound skills during the workshop.

Registration Deadline: 1/13/26



Miniature Quarter Binding with Clamshell Case

Taught by Todd Sommerfeld

February 28 & March 1 | 10:00-4:00 | \$250

In this workshop, participants will learn the art of miniature bookbinding by creating a quarter-bound case book with multiple signatures and a fitted clamshell box. Instruction will address the unique challenges of working at a small scale and strategies for overcoming them. By the end of the workshop, each participant will complete a 96-page blank book measuring 2 5/8" x 1 3/4", featuring a cloth spine, decorative paper boards, and a custom drop-back box for safe housing.

Registration Deadline: 2/13/26





Intro to Bookbinding, part II

Taught by R.E.Anderson

March 7 | 10:00-4:00 | \$85

Building on skills learned in Intro to Bookbinding, part I, participants will delve more deeply into the trade's history, terminology, and tools. By focusing on more complex forms (Coptic stitch, French Link stitch with a Kettle stitch variation, and Long stitch with a Link stitch variation), participants will gain hands-on experience with tools such as the punching cradle, PVA, and nipping press. Participants will make personalized bound journals using the forms mentioned above.

Registration Deadline: 2/20/26



Case Binding

Taught by Kyle Clark

March 14 & 15 | 10:00-4:00 | \$250

This workshop builds on foundational bookbinding skills and introduces the techniques used when constructing cloth covered case bindings. Participants will learn to fold and sew text blocks, apply spine linings, and construct sturdy cases covered in cloth. Instructions will highlight building cases that function well with repeated use. Designed as a natural progression for those with basic binding experience, this workshop provides a deeper understanding of traditional bookbinding while guiding participants through the creation of their own finished case-bound book. Participants will have the opportunity to incorporate western handmade papers as endsheets during this class.

Registration Deadline: 2/27/26

Intro to Marbling

Taught by Ryan Cermak

January 10 | 10:00-4:00 | \$100

This one-day workshop will cover paper marbling at an introductory level. Participants will be involved in all steps of the process, including reviewing the history of marbling, learning about the tools of the trade, and learning how to prepare the carrageenan. The workshop will include demonstrations of how to create several different traditional marbling patterns before participants explore and utilize the skills they learned. At the end of the workshop, each student will have marbled paper to take home.

Registration Deadline: 1/12/26



Silverpoint: The Glimmering Illustration


Taught by Patricia Brett

January 17 & 18 | 10:00-4:00 | \$225

Drawing with silverpoint can be as simple and easy as drawing with a graphite pencil. Silverpoint utilizes a sterling silver wire to produce fine lines on a prepared ground. Over time, the lines tarnish and take on a coppery hue, causing drawings to “glow” due to the thin layers of silver reflecting light. Students will be provided with a silverpoint stylus and will learn how to prepare paper to receive the silver marks, techniques of mark-making, how to build up layers of tone, and how to erase or modify their work.

Registration Deadline: 1/2/26





Platinum Printing

Taught by Billy Delfs

February 7, 14 & 15 | 10:00-4:00 | \$350

In this two-part workshop, participants will first spend a day learning the art of handmade paper, creating their own unique sheets in the Morgan's papermaking studio. Returning the following weekend, participants will use their handmade paper as the foundation for printing photo negatives using the Platinum Printing process. This historic photographic technique, celebrated for its rich tonal range and permanence, offers a rare opportunity to combine hand papermaking with one of the most beautiful printing methods in photography. No prior experience is required.

Registration Deadline: 1/23/26



Modern Marbling

Taught by Jenniffer Omaitz

March 28 & 29 | 10:00-4:00 | \$250

Learn the ancient art of marbling on paper in this intensive workshop. Participants will explore patterns and designs by marbling on a variety of papers, and they also will explore color combinations and marbling techniques through traditional (Ebru) and non-traditional approaches. Marbling consists of suspending inks on a thickened water (carrageenan) bed. These inks are raked through a series of swirls, zig-zags, and other gestures to transform a given design. Students can expect to make at least 12 sheets of marbled paper.

Registration Deadline: 3/13/26



Victorian Valentines

Taught by Mia Brown-Seguín

February 10 | 5:00-8:00 pm EST | \$75

Surely, a Hallmark Valentine would put a Victorian-era child in a coma. In this workshop, participants will explore the art of papercutting through intricate folding and positive-space cutting techniques. After hands-on practice, they will design simplified drawings inspired by lace doilies, Victorian papercuts, folk traditions, and ornate Valentines of the past. These designs will then be transformed into personalized papercut Valentines, blending historical inspiration with contemporary creativity. Participants will leave with both new technical skills and a one-of-a-kind Valentine that channels the charm and delicacy of a bygone era.

Registration Deadline: 1/26/26



Origami & Flower Home Printing

Taught by Sato Yamamoto

February 24 | 5:00-8:00 pm EST | \$75

Join Japanese bilingual artist, Sato Yamamoto, in this printmaking workshop that incorporates the tradition of origami and a unique style of art to create dynamic designs and expressive scenic views from the comfort of home. Participants will be walked through the processes to make their own beautiful origami and flower prints in this approachable and stunning process.

Registration Deadline: 2/13/26



Above: Papermaker Emeritus, Tom Balbo, making paper

Want to Teach at the Morgan?

The Morgan's workshop instructors are practicing artists who come from all around the United States and the world. If you want to join our expansive (and growing) family of teaching artists, please complete the workshop proposal form on our website: <https://www.morganconservatory.org/apply-to-teach>

Workshop Participation Needs

Our workshops are open to **all skill levels**, from beginners to professionals, and no prior experience is required unless otherwise noted.

Participants under the age of 18 need a parent or guardian to sign our liability waiver at the beginning of the workshop.

Accessibility

The Morgan Conservatory is committed to keeping our building and programming accessible to visitors of all ages and abilities. Our facility is accessible to those using wheelchairs and other mobility devices, and our teaching artists are glad to accommodate a wide range of needs when given notice.

If you have any **special needs or requirements** to participate in our workshops, please inform us in advance via email or in the note section of your registration. We do our best to accommodate all needs.

Workshop Cancellation Policy

Participants who cancel 14 days or more before the workshop date will receive a partial refund, minus any applicable processing fees.

No refunds will be issued for cancellations made 14 days or less before the workshop date, at the discretion of the Morgan Conservatory.

For questions or accessibility needs, please contact Lysa, our Workshop Coordinator & Manager, at lysa@morganconservatory.org.



Did you have a blast in your workshop? Come back and use our OPEN STUDIOS!

The Morgan's Open Studio program allows artists and students access to our studio spaces and equipment, providing opportunities to continue working in the areas of papermaking, letterpress printing, or bookbinding after you have taken a workshop with us.

Open Studio is offered in a different studio area each month, typically Thursday evenings, and is listed on our Event Calendar online: morganconservatory.org/calendar

Participants should register in advance.

Extended Open Studio Time

Artists with an advanced practice may want to reserve extended hours in our studios. Extended Open Studio Time is subject to availability.

For extended sessions or questions, please email:
artistopps@morganconservatory.org

Rates:	Member	Non-Member
Book Bindery		
Hourly	\$8	\$12
Monthly	\$160	\$240
Printmaking		
Hourly	\$10	\$15
Monthly	\$200	\$300
Papermaking		
Hourly	\$20	\$25
25 hrs - 29 hrs	\$15	\$20
50 hrs +	\$10	\$15

Benefits of Membership at the Morgan Conservatory

	Student Senior \$45	Individual \$75	Partner \$135	Supporting \$240	Sustaining \$500+
10% Store discount	✓	✓	✓	✓	✓
Open Studio discount	✓	✓	✓	✓	✓
10% off Adv Workshops		✓	✓	✓	✓
Annual Members' Exhibition		✓	✓	✓	✓
Members Only Event Pass for 2			✓	✓	✓
Private Tour / Reception				✓	✓
Digital & Print Recognition					✓



The Morgan Conservatory is now an ARTS PASS Partner!

Receive reciprocal benefits at SPACES:

Free access to SPACES workshops, demos, and professionalization sessions

PRAXIS FIBER WORKSHOP:

15% discount on classes
Studio access Wednesdays + Sundays

ZYGOTE PRESS:

25% discount on classes & access to Open Studio hours

Membership

Your support enables the Morgan Conservatory to expand the reach of our programs and enhance artistic quality in the paper and book arts. These efforts strengthen the artistic and craft communities in Northeast Ohio and bring greater recognition to the Morgan Conservatory and Cleveland as a thriving center of creativity.

The Morgan Conservatory is a 501(c)(3) non-profit institution.

JOIN TODAY

Visit MorganConservatory.org
or scan the QR



Interested in becoming a
member of the Morgan?



A 12-month Morgan
membership includes
store and workshop discounts
and more!

See inside for more information.

MorganConservatory.org

Connect with us!
216.361.9255



morgan art of papermaking
conservatory & educational foundation

1754 East 47th Street, Cleveland, OH 44103