

In-person + Virtual

SUMMER WORKSHOPS 2024



morgan art of papermaking
conservatory & educational foundation

www.MorganConservatory.org

Our History

The Morgan Art of Papermaking Conservatory and Educational Foundation is the largest arts center in the United States, dedicated to every facet of papermaking, book arts, and letterpress printing, as well as cultivating the talents of established and emerging artists. An international destination that is free and open to the public, The Morgan Conservatory is a working studio, gallery, gathering place for the community, educational hub, and purveyor of some of the finest handmade papers in the world.

Since opening to the public in 2008, the Morgan Conservatory has been a rising star in the Cleveland arts community and the papermaking world. The Morgan Conservatory's 15,000-square-foot converted industrial space is home to professional and aspiring artists dedicated to the ancient art of papermaking, book arts, and letterpress printing. The Morgan has been transformed into an art facility with studios, an 85 double-wall gallery, a space for community events, and a unique kozo garden was established to sustainably grow fiber for Eastern papers.

Our Mission & Vision

The Morgan Conservatory remains committed to cultivating the talents of students, mentors, and members to learn, educate, and create. The arts inspire and connect us to our neighbors and help us build a more vibrant community. The Morgan pursues its educational and charitable purposes by serving the greater community locally, nationally, and internationally with sustainable practices in an innovative, green environment.

Summer Season

The Morgan Conservatory is thrilled to announce the summer season workshops for 2024. We strive to preserve traditional practices in hand papermaking, letterpress printing, and the art of the book, while cultivating contemporary artwork made within these disciplines. Our workshops provide the opportunity to learn craft traditions and creative techniques developed by practicing artists in an environment that fosters creativity. Our workshops are always open to all skill levels, from beginners to professionals. We look forward to opening our doors to you this summer and creating art together!



Introductory Level Workshops

The Intro Series of workshops is designed specifically for those new to the fields of hand papermaking, letterpress printing, and the art of the book. These workshops focus on building knowledge and introductory skills within The Morgan's studio areas. Though very few of our workshops require prior experience, we know it can be helpful to dip your toes into the (pulpy) water before deep diving into more advanced techniques. Look for the "Intro" workshops as a great way to start or continue your learning journey at The Morgan Art of Papermaking Conservatory and Educational Foundation.

Morgan Equitable Artist Fund

The Morgan Equitable Artist Fund was designed to expand creative programming for underrepresented artists, further encourage paper and book arts locally, and reflect the diversity of our community. The Morgan is hosting a hybrid workshop season incorporating in-person and virtual workshops centering on traditional paper, printmaking, and book arts. Our workshops are developed by teaching artists to provide opportunities to learn craft traditions and techniques in an environment that fosters creativity. Each workshop is a wonderful opportunity for individuals interested in furthering their skill set or learning new skills!

<https://www.morganconservatory.org/equitable-artist-fund>

Workshop Registration

You can register for a workshop online at www.morganconservatory.com/s/shop or by calling us at 216.361.9255.

Interested in becoming a member of the Morgan?

Annual Membership includes early workshop registration, a 10% discount in our store and on workshops, open studio opportunities, and more!

Please visit our website for more information:

www.morganconservatory.org/membership

IN-PERSON WORKSHOPS

Master Classes	5
Papermaking	6-7
Printmaking	8-10
Book Arts	11-13
Mixed Technique	14-16

VIRTUAL WORKSHOPS

Book Arts | Mixed Technique 17

On the Cover: Suminagashi: The Art of Japanese Marbling - Linh My Truong

A Letter From Our Executive Director - Nicole E Donnelly

Greetings, Friends and Fellow Artists!

Welcome to The Morgan Papermaking Conservatory and Educational Foundation's 2024 schedule of summer workshops. As we have for the past 15 years, we are hosting in-person workshops open to all skill levels, from beginners to professionals.

Our workshop leaders are practicing artists who come from Northeast Ohio and all around the country (and the world), and they join The Morgan's staff in our dedication to preserving traditional practices in hand papermaking, letterpress printing, and the art of the book while also cultivating contemporary artwork that is made within these disciplines. In short, our workshops provide opportunities to learn craft traditions and creative techniques in a welcoming environment that fosters creativity.

I cannot close this message without offering my thanks to The Cleveland Foundation, Cuyahoga Arts & Culture, The Char and Chuck Fowler Family Foundation, The George Gund Foundation, the Ohio Arts Council, and the Windgate Foundation. Their generous support makes it possible for The Morgan to exist. Our contributing members also have a significant impact on our ability to keep our doors open to the public and the community at large; I hope you will consider becoming a member (taking advantage of benefits that include open studio opportunities, a 10% discount in our store and on workshops, and more).

Again, visit our website or use the catalog's QR code to become a member or to join our mailing list for the most current information about scheduled workshops, pop-up workshops, and other special events we hold throughout the year.

I am also deeply grateful to our talented instructors and everyone who chooses to take a workshop and actively participate in preserving the ancient, evolving, and glorious art of papermaking.

The entire staff of The Morgan Paper Conservatory and Educational Foundation joins me when I say that we look forward to opening our doors to you this summer as we create art together!

Best regards,

Nicole Donnelly
Executive Director

IN-PERSON CLASSES

Thinking Outside the Vat: Deckle Box Papermaking

Taught by Tom Balbo

August 24-25 | 10:00-4:00 | \$365

Learn how to make paper without the use of a traditional vat by using a deckle box. A deckle box is a combination of a vat and a mould and deckle, and it holds enough water and pulp to make sheets of paper. Deckle boxes provide easier control over sheet thickness as well as some creative techniques that aren't possible through traditional sheet forming. In this two-day workshop, participants will learn how to form medium-sized and large-scale sheets of paper in a deckle box as well as how to make painterly artworks through the exploration of various pulps and pigments.





Mixed Techniques

Taught by Nicole Malcolm

May 18-19 | 10:00-4:00 | \$220

This workshop intends to show participants how you can add meaning, objects, and dimension, beyond standard sheet pulling. Participants will use various western papermaking techniques, from simple sheet forming to instructions for how to pigment pulp. Workshop participants will work with a wide range of pulp painting, stencil making, and additions of inclusions (dried flowers, magazine clippings, personal artwork). Stencils and painterly processes enable participants to produce various images and colors. No prior experience required!



Intro to Western Papermaking, part I

Taught by Ryan Cermak

June 1 | 10:00-4:00 | \$85

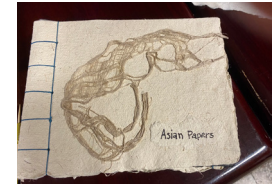
During this introductory workshop, participants will be introduced to the basics of Western hand papermaking's history and basics, from processing fibers in the beater to drying and cleaning up the studio. Participants will look at different types of fiber, discuss their physical properties and how to process them, and learn about the types of paper they produce. Through hands-on demonstrations, participants will learn the equipment and tools of the studio and how to achieve consistent sheet formation when making paper from abaca, cotton, and flax fibers. No prior experience required!

Cave Paper

Taught by Amanda Degener

July 20- 21 | 10:00-4:00 | \$250

Amanda Degener from Cave Paper Studios will show participants how to cook, process, and form strong, translucent Asian-style sheets of paper and will also introduce natural dyeing with indigo, walnut, and persimmon dyes and surface treatments on flax papers. Cave Papers are special because of the crackling, layering, and combined effects that result in dark, durable papers. Participants will make kozo and abaca paper, cloud paper, stencil "water away" paper, add inclusions, and try their own combinations. Participants will also be introduced to suminagashi (Japanese marbling), which can be done on handmade papers or provided sheets. Each participant will also create a portfolio and/or sample book with descriptions of both Asian and Western papers to reference. Participants will take home a huge stack of your own papers and be encouraged to use your papers in the other classes. No prior experience required!



Intro to Western Papermaking, part II

Taught by Ryan Cermak

August 10 | 10:00-4:00 | \$100

During part II of this introductory workshop series, participants will continue their education in Western hand papermaking, learning the processes of inclusions and pulp painting with handmade paper. Participants are encouraged to bring items to incorporate as inclusions, such as a wet collage technique while working with abaca, cotton, and flax fibers. From start to finish, participants will also learn how to mix pigmented pulp to make unique colors and designs, with the final result being beautiful handmade paper. No prior experience required!





**Political Printmaking:
Block-Printing Your Own Protest Art**

Taught by Tahm Lytle

June 8 | 10:00-4:00 | \$150

Participants will receive a brief historical overview of printmaking as activism, including an introduction to famous political artists, learn about what makes impactful propaganda, and see examples of common elements and motifs in political art. Students will then design their own prints up to 8" x 10" that communicate their beliefs in striking, persuasive ways. Participants will go over how to design block printing, how to transfer an image, carving, and inking techniques, and how to hand-print on various surfaces. No experience required!



Beginner Linocut Block-Printing

Taught by Tahm Lytle

June 22 | 10:00-4:00 | \$150

Participants will receive a brief historical overview of printmaking and then learn how to design specifically for block printing. Participants will create their own prints up to 8" x 10", take home up to 5 copies on 88lb block printing paper, and several proofs on newsprint. After creating designs on tracing paper, we will go over how to transfer an image, various carving and inking techniques, registration basics, hand-printing on various surfaces, and troubleshooting common printing problems. No experience required!

Design & Print a Repeating Pattern

Taught by Meryl Engler

June 23 | 10:00-4:00 | \$150

In this workshop, participants will use the grid method to design a repeating pattern to be carved on a 6"x4" speedy carve (or linoleum) block, creating a stamp. Students will be taught different carving techniques and will learn how to achieve other marks and effects with carving. Once the stamp is finished, participants can start printing on paper, carefully lining up the stamp each time so that the pattern matches. This printing method is a great way to make a repeating pattern for artwork, fabric, wallpaper, and more! No prior experience required!




Intro to Letterpress

Taught by R.E. Anderson

July 27 | 10:00-4:00 | \$75

Learn all about Letterpress in this one-day introductory workshop that covers everything from the history of the printing press, terminology, woodblock and metal type collections, different presses at The Morgan, tools of the trade, and general press and studio upkeep. Utilizing what is learned during the workshop, participants will design a poster, set and lock-up type in one of our Vandercook presses, and pull prints of their poster to take home. No prior experience required!





Make a Linoleum Printed Zine

Taught by Emily Tamulewicz

July 27 | 10:00-4:00 | \$150

Make your mark on a decades-long creativity, activism, and storytelling tradition by creating your own linoleum-printed zine! Participants of this workshop will be guided through the process of creating a linoleum block print, from transferring the design, cutting the block, inking, and final printing of the zine on the press! Participants will be taught various carving methods and techniques for creating different line textures that will allow your final print to shine. Everyone will leave the workshop with 10 copies of their zine and their carved linoleum block to keep and print from again! No prior experience required!



A Panoply of Pamphlets

Taught by Mary Beth Boone

June 1-2 | 10:00-4:00 | \$200

The pamphlet can be sewn and folded into an elegant binding that stands alone as an artist book or be produced as an edition. Participants explore the gel printing process as a way of creating printed covers. Each participant will print a series using found objects, stamps, stencils, and colored inks. Participants will proceed to more complex sewn books with single and three-section text blocks using the gel prints as covers and end pages. Participants will leave with 6-7 folded and sewn pamphlet structures. No prior experience required!




Collage & Journals

Taught by Dorianna Diaz

June 8-9 | 10:00-4:00 | \$200

This series of classes delves into the practices of bookmaking and collaging as a ritual. Throughout exploring these practices students will learn how to build their own journals. Participants will implement and enhance the practice as individuals and as a collective. The theme is cultivating your utopia by experimenting with visuals curating our ideologies around joy, glory, Black paradise, and more. Through discussion and artmaking, students will leave this course confident in the methods of bookmaking and collaging as a ritual for resistance and the ability to make their own journals moving forward. No experience required!



Intro to Bookbinding, part I

Taught by R.E.Anderson

June 15 | 10:00-4:00 | \$75

During this introductory workshop, participants will be introduced to bookbinding history, terminology, and basic tools. Then, participants will learn how to construct a basic accordion fold and a pamphlet stitch binding. Building from these forms, participants will explore more complex examples such as Coptic stitch and soft and semi-hardcover structures. Participants will expand on and experiment with their newfound skills and leave with 3-4 handmade books. No experience required!





Beyond the Accordion Fold

Taught by Katie Delay

June 29 | 10:00-4:00 | \$150

During this workshop, participants will make basic accordion folds and explore how the accordion can be the foundation for infinite variations and structures. It can be enhanced by adding signatures, pockets, map folds, cutouts, and pop-ups. The imagination is the only limit! Participants will make 3 books, including a woven double accordion. Two hardcover accordion books will also be included in this workshop. No experience required!



Variations on Long Stitch

Taught by Jennifer Omatz

July 27 | 10:00-4:00 | \$150

Students will learn how to make a collection of 4 section sewings fundamental for long stitch binding. Each student will choose a stitch and bind a small booklet based on one of the 4 different variations. The end product will be a smaller book with an elastic cord that wraps around the front for a more secure binding. The end product will be an elegant, functional, fun creation. This class is for all levels of learning. No prior experience required!



Coptic Bookbinding

Taught by Jennifer Omatz

July 28 | 10:00-4:00 | \$150

This one-day workshop will introduce basic Coptic stitch binding from cover to cover. Students will learn how to create a small book with a single and multiple-needle approach. This beginning approach will allow students to master the basic structure and rhythm to complete a single book or graduate with more complicated stitch techniques. No prior experience required!

Book Repair

Taught by Daniel Colvin

August 3 | 10:00-4:00 | \$175

This workshop is for intermediate or advanced bookbinders interested in shifting gears from making books, to an introduction to amateur repair and restoration techniques. The skills overlap, but many aspects of repair and restoration are specific to "saving" a book versus creating a book. Participants will be introduced to tools, materials, and techniques that will build off current skills and lay the foundation for an alternate use of those skills. Participants will learn how to assess and identify damage, perform common repair procedures for most problems, and learn the materials used for amateur repairs and where to obtain them.



Intro to Bookbinding, part II

Taught by R.E.Anderson

August 17 | 10:00-4:00 | \$75

Building on skills learned in Intro to Bookbinding, part I, participants will learn more about book structure, terminology, materials, and tools. Focusing on more complex forms like Coptic stitch, long stitch, and French link stitch, participants will gain hands-on experience with tools such as the punching cradle, nipping press, and board shear. Participants will then make personalized bound journals using the form/stitch of their choice and leave the workshop with 3-4 books. No experience required!





Cartonnage: Making Boxes

Taught by Nancy Halbrooks

August 31-September 1 | 10:00-4:00 | \$150

Participants will explore simple box structures to start, then move on to more complex structures that will be covered in decorative paper, instead of the traditional fabric. In the nineteenth century, fabrics, the more common covering used for boxes, became more available due to the industrialization of the fabric mills. Box making became part of women's home craft/art, embroidery, needlepoint, cross-stitch, and other fabric crafts. The expanding interest in making handmade paper and bookbinding/book arts has also increased interest in Cartonnage. No experience required!





Marbling: Beginning to Intermediate

Taught by Jennifer Omaitz

May 25 & 26 | 10:00-4:00 | \$225

Learn the ancient art of marbling on paper in this two day workshop. Students will explore color combinations and marbling techniques through both traditional (Ebru) and non-traditional approaches on paper. Marbling consists of suspending inks on a bed of thickened water (carrageenan). These inks are raked through a series of swirls, zig-zags, and other gestures to transform a design. The outcome is then transferred onto a surface of choice. Beginner through intermediate students are welcome. Previous experience with marbling is not necessary; a thorough introduction and series of demos will guide students through the workshop experience.




Intro to Marbling

Taught by Ryan Cermak

June 8 | 10:00-4:00 | \$100

This one-day workshop will cover paper marbling at an introductory level. Participants will be involved in all steps of the process, including reviewing the history of marbling, learning about the tools of the trade, and learning how to prepare the carrageenan. The workshop will demonstrate how to create several traditional marbling patterns before participants explore and utilize the skills they learned. At the end of the workshop, each student will have marbled paper to take home. No prior experience required!




Making Charcoal with Koza

Taught by Anna Chapman

July 6 | 10:00-4:00 | \$100

Drawing is fundamental to any art practice and enhances our ability to research, design, and communicate intuitively. Through drawing, participants can celebrate our world and imagine new worlds. Charcoal is perhaps humankind's oldest drawing tool. In this workshop, participants will learn how to make their own drawing charcoal from local trees and vines in The Morgan Garden, both an empowering and transformative endeavor. No experience required!




Drawing in Silverpoint

Taught by Patricia Brett

July 20-21 | 10:00-4:00 | \$250

Drawing with silverpoint can be as simple and easy as drawing with a graphite pencil. Silverpoint utilizes a sterling silver wire to produce fine lines on a prepared ground. Over time, the lines tarnish and take on a coppery hue, causing drawings to "glow" due to the thin layers of silver reflecting light. Students will be provided with a silverpoint stylus and will learn how to prepare paper to receive the silver marks, techniques of mark-making, building up layers of tone, and erasing or modifying their work. No experience required!




Marbling: Intermediate to Advanced

Taught by Jennifer Omaitz

August 3-4 | 10:00-4:00 | \$275

Learn the ancient art of marbling on paper with this intensive workshop. Participants will explore patterns and designs by marbling on a variety of paper. We will also explore color combinations and marbling techniques through traditional (Ebru) and non-traditional approaches. Marbling consists of suspending inks on thickened water (carrageenan) bed. These inks are raked through swirls, zig-zags, and other gestures to transform a given design. Students can expect to make at least 12 sheets of marbled paper.





Suminagashi: The Art of Japanese Marbling

Taught by Linh My Truong

August 17 | 10:00-4:00 | \$200

In this workshop, you will learn suminagashi, the Japanese art of marbling, which translates to "floating ink." Ink brushes dipped in water create hypnotic, swirling patterns reminiscent of natural phenomena from the grain of wood to the cosmos above. Students will explore using different tools and substances to manipulate the patterns while creating monoprints on Western and Japanese paper. No experience required!



Natural Dyes on Paper

Taught by Maggie Latham

August 24-25 | 10:00-4:00 | \$200

During this two day workshop, participants will learn to customize paper using eco-friendly dye baths made from plants. Processes covered during this workshop include soy milk mordant process, creating a dye vat, immersion dyeing paper, and eco-printing on paper. Participants will walk away with an array of beautifully colored, naturally dyed, and/or eco-printed paper which can be used on its own for other projects! No experience required!

VIRTUAL WORKSHOPS


BOOK ARTS

Tessellating Herringbone Fold

Taught by Paula Beardell Krieg

June 16 | 5:00-7:00 pm EST | \$50

A variation of the tessellating herringbone fold will be examined and used for making decorative vase-like structures. Participants start by making large folds on small pieces of paper to get the feel of nudging the mountains and valleys of the paper into place. This will be followed by creating an undulating cylinder from a sheet of 11" x 21" paper. There will be ample discussion of how to examine the proportions of the paper so participants will know how to create an end result that is just what they want it to be.



MIXED TECHNIQUE

Woven Prints & Papers as Visual Narratives

Taught by Susan Fecho

July 2 & 9 | 5:00-8:00 pm EST | \$75

Interested in using different medias to express a vision? This online workshop will merge paper, relief print and fiber arts to develop a unique one-of-a-kind abstraction - while exploring pattern and image. The first class will discuss/ demonstrate ways understand your materials, to develop rich visual surfaces using relief printing, monoprinting, and/or eco-dyeing that can enhance visual narratives. Participants will be encouraged to explore various papers, from handmade papers with their unique qualities, hues, and textures, to preprinted, and upcycled. Second class with discuss methods of integrating the developed papers, creating tone and value through weaving. No experience required!





**Did you have a blast in your workshop?
Come back and use our OPEN STUDIOS!**

The Morgan's Open Studio program allows artists and students access to our studio spaces and equipment, providing the opportunity to continue working in the areas of papermaking, letterpress printing, or bookbinding after you've taken a workshop here.

Hours: Thursdays, 5pm - 8pm
Saturdays, 12pm -3pm

Open Studio users must register & book their time in advance and online to guarantee that space and equipment are available.

To book your time and for more information:

<https://www.morganconservatory.org/open-studio>,

or contact the Artist Opportunities manager at artistopps@morganconservatory.org or 216-361-9255.

Rates:

	Member	Non-Member
Book Bindery		
Hourly	\$8	\$12
Monthly	\$160	\$240
Printmaking		
Hourly	\$10	\$15
Monthly	\$200	\$300
Papermaking		
Hourly	\$20	\$25
25 hrs - 29 hrs	\$15	\$20
50 hrs +	\$10	\$15

For Extended Sessions please email: artistopps@morganconservatory.org

Become a Member today!
Go to: www.morganconservatory.org/membership

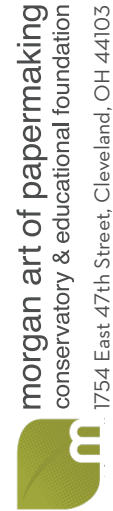
Interested in becoming a member of the Morgan?

A 12-month Morgan Artist membership includes store and workshop discounts and more!

Please see our website for more information.

MorganConservatory.org

Connect with us!
216.361.9255



1754 East 47th Street, Cleveland, OH 44103